



District Report Card: 2017


State: Jharkhand	District: Pashchimi Singhbhum
Class: 8	Subject: Mathematics
Schools: 49	Students: 1258


Participation/Coverage


Students

<div>GENDER</div> <div></div>	Boys		Girls	
	Number	%	Number	%
	611	48.57	647	51.43

<div>AREA</div> <div></div>	Rural		Urban	
	Number	%	Number	%
	1095	87.04	163	12.96

<div>CATEGORY</div> <div></div>	SC		ST		OBC		GEN	
	Number	%	Number	%	Number	%	Number	%
	61	4.85	852	67.73	332	26.39	13	1.03

<div>CWSN</div> <div></div>	LD	VI	HI	S&LD	ID	Oth
	2	4	0	0	3	22

<div>Management</div> <div></div>	Government		Government-aided	
	Number	%	Number	%
	1083	86.09	175	13.91

Average Performance of Students in Mathematics (%)

Overall	Gender		Area		Management		Social Group			
	Male	Female	Rural	Urban	Govt.	Aided	SC	ST	OBC	GEN
56.83	56.61	57.03	58.53	45.40	58.14	48.69	59.02	56.27	57.55	64.62

Performance on Learning Outcomes (LOs)

Learning Outcomes	Description	Average Performance(%)
M601	Solves problems involving large numbers by applying appropriate operations	52.39
M606	Solves problems on daily life situations involving addition and subtraction of fractions / decimals	65.13
M620	Finds out the perimeter and area of rectangular objects in the surroundings like floor of the class room, surfaces of a chalk box etc.	63.84
M621	Arranges given/collected information in the form of table, pictograph and bar graph and interprets them	63.38
M702	Interprets the division and multiplication of fractions	58.66
M705	Solves problems related to daily life situations involving rational numbers	54.37
M706	Uses exponential form of numbers to simplify problems involving multiplication and division of large numbers	65.24
M707	Adds/subtracts algebraic expressions	75.83
M710	Solves problems related to conversion of percentage to fraction and decimal and vice versa	51.59
M717	Finds out approximate area of closed shapes by using unit square grid/graph sheet	51.43
M719	Finds various representative values for simple data from her/his daily life contexts like mean, median and mode	57.16
M721	Interprets data using bar graph	69.68
M801	Generalizes properties of addition, subtraction, multiplication and division of rational numbers through patterns	51.90
M802	Finds rational numbers between two given rational numbers	60.00
M803	Proves divisibility rules of 2, 3, 4, 5, 6, 9 and 11	67.04
M804	Finds squares, cubes, square roots and cube roots of numbers using different methods	73.97
M808	Uses various algebraic identities in solving problems of daily life	38.10
M812	Verifies properties of parallelogram and establishes the relationship between them through reasoning	38.28
M818	Finds surface area and volume of cuboidal and cylindrical object	37.46
M819	Draws and interprets bar charts and pie charts	50.95

Range of Performance of Students who Answered Correctly							
Below 30%		30% - 50%		50% - 75%		Above 75%	
Number	%	Number	%	Number	%	Number	%
186	14.79	245	19.48	565	44.91	262	20.83

Lowest Performing Learning Outcomes (LOs)

- 1 - Finds surface area and volume of cuboidal and cylindrical object (37.46)
- 2 - Uses various algebraic identities in solving problems of daily life (38.10)
- 3 - Verifies properties of parallelogram and establishes the relationship between them through reasoning (38.28)

4 - Draws and interprets bar charts and pie charts (50.95)

5 - Finds out approximate area of closed shapes by using unit square grid/graph sheet (51.43)